

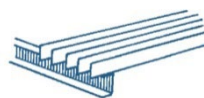


Guardrail open steel flooring consists of flat bars on edge restrained by twisted square or indented round bars forge welded at right angles to give a grating mesh that offers high strength to weight ratio.

Panels can be finished: Self Colour, Galvanised or other on request.

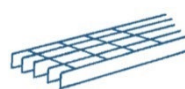
Load-Bearing Bar

A load-bearing member spanning between supports



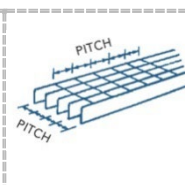
Transverse Bar

A member fixed at right angles to the loadbearing bars to provide lateral restraint.



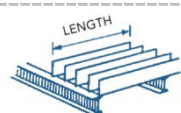
Pitch

The distance centre-to-centre of load-bearing bars or centres between points of lateral support to load-bearing bars.



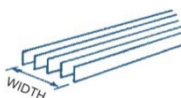
Length (Direction of Span)

The overall dimension of a flooring panel parallel with the load-bearing bars.



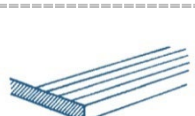
Width

The overall dimension of a flooring panel measured at right angles to the load-bearing bars.



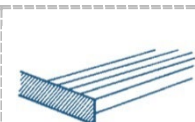
Binding Bar

A bar or section fixed to the edge of a flooring panel flush with the top of the load-bearing bar.




Deep Binding Bar

A bar or section fixed to the edge of a flooring panel flush and projecting below the underside.



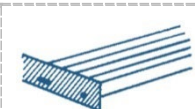
Front Edging Bar

A member attached to the front of a stair tread or to a flooring panel.



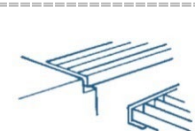
End Plate

A plate fixed to a stair or ladder tread for attaching to the stringer.



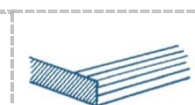
Curb Angle

A member fixed to concrete or supporting steelwork at the perimeter of a flooring area.



Kicking Plate (Toe Plate)

A flat bar around the edge of a flooring panel



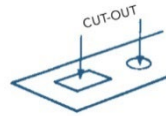
and projecting above the top of the load-bearing bars.

Net Area

The actual area of flooring excluding cut-out areas.

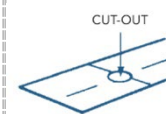
Gross Area

The total area of flooring including cut-out areas.



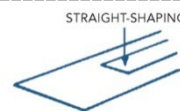
Cut-out

An area of flooring removed to permit pipes, columns, etc., to pass through or to clear obstructions.



Straight Shaping

The part of a cut-out which is straight.



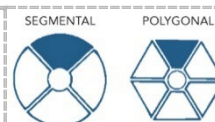
Curved Shaping

The part of a cut-out which is curved.



Segmental or Polygonal

Types of flooring panels used for platform construction.



Tangential or Radial

The direction of span in segmental or polygonal flooring panels.

